



**1. I have been told about the study and I know why it is being done and what to do. I know that I do not have to do it if I do not want to. If I have questions I can ask my teacher. I know that I can stop at any time.**

		Response Percent	Response Count
I understand and will begin the survey.		100.0%	12
I would rather not do it.		0.0%	0
		answered question	12
		skipped question	0








## 2. Where do you go to school?

		Response Percent	Response Count
	IS 5	0.0%	0
	IS 10	0.0%	0
	IS 61	0.0%	0
	IS 72	0.0%	0
	IS 73	0.0%	0
	IS 77	0.0%	0
	IS 89	0.0%	0
	IS 91	0.0%	0
	IS 93	0.0%	0
	IS 125	0.0%	0
	IS 126	0.0%	0
	IS 141	0.0%	0
	IS 144	0.0%	0
	IS 145	0.0%	0
	IS 157	0.0%	0
	IS 185	0.0%	0
	IS 189	0.0%	0
	IS 204	0.0%	0
	IS 217	0.0%	0
	IS 230	0.0%	0
	IS 237	0.0%	0
	PS 12	0.0%	0
	PS 14	0.0%	0







PS 19	0.0%	0
PS 30	0.0%	0
PS 54	0.0%	0
PS 76	0.0%	0
PS 92	0.0%	0
PS 111	0.0%	0
PS 127	0.0%	0
PS 151	0.0%	0
PS 153	0.0%	0
Al-Iman School	0.0%	0
Al-Manoor School	0.0%	0
Bais Yaakov Academy	0.0%	0
Bnos Malka Academy	0.0%	0
El-Ber Islamic School	0.0%	0
Flushing High School	0.0%	0
Forest Hills HS	0.0%	0
Grover Cleveland HS	0.0%	0
Jamaica HS	0.0%	0
John Bowne High School	0.0%	0
Hevach High School	0.0%	0
Long Island City High School	0.0%	0
Machon Academy	0.0%	0
Martin Luther HS	0.0%	0
The Muslim Center Elementary School	0.0%	0
Newcomers High School	0.0%	0

Newtown HS		0.0%	0
Our Lady of Mercy		0.0%	0
Our Lady of Sorrows		0.0%	0
Queens Academy HS		0.0%	0
Queens Lutheran School		0.0%	0
<b>Queens Vocational HS</b>		<b>100.0%</b>	<b>12</b>
Razi School		0.0%	0
Redeemer Lutheran		0.0%	0
Resurrection Ascension School		0.0%	0
St. Adalbert		0.0%	0
St. Francis of Assisi School		0.0%	0
St. John Lutheran School		0.0%	0
St. Kevin School		0.0%	0
St. Mel School		0.0%	0
St. Nicholas of Tolentine		0.0%	0
St. Raphael School		0.0%	0
Sacred Heart School		0.0%	0
Shaarei Zion Ohel Bracha		0.0%	0
Tiferes Torah Institute		0.0%	0
William Cullen Bryant High School		0.0%	0
Yesheiva Tifereth Moshe		0.0%	0
Yeshivat Our Haim		0.0%	0
Other		0.0%	0
other school (please specify)			0
<b>answered question</b>			<b>12</b>




### 3. What grade are you in?

		Response Percent	Response Count
6th		0.0%	0
7th		0.0%	0
8th		8.3%	1
9th		91.7%	11
10th		0.0%	0
11th		0.0%	0
12th		0.0%	0
answered question			12
skipped question			0




### 4. How often do you use your computer at home for homework?

		Response Percent	Response Count
I don't have a computer at home		16.7%	2
I don't use my home computer for homework		8.3%	1
A few times a year		33.3%	4
About once a month		0.0%	0
About once a week		25.0%	3
Almost every night		16.7%	2
answered question			12
skipped question			0



### 5. Compared to last year, this year my teachers are using computers...

		Response Percent	Response Count
less		33.3%	4
about the same amount		33.3%	4
more		33.3%	4
answered question			12
skipped question			0




### 6. Compared to last year, this year students in my grade are using computers...

		Response Percent	Response Count
less		33.3%	4
about the same amount		50.0%	6
more		16.7%	2
answered question			12
skipped question			0




## 7. During this school year, how much time per week did you spend using computers in your class(es)?

		Response Percent	Response Count
Not at all		58.3%	7
Less than one period per week		41.7%	5
1 or 2 periods (or a double period) per week		0.0%	0
3 to 4 periods per week		0.0%	0
More than 4 periods per week		0.0%	0
answered question			12
skipped question			0



## 8. During this school year, I typed up reports and assignments.

		Response Percent	Response Count
Never		60.0%	3
A few times a year		20.0%	1
About once a month		0.0%	0
About once a week		0.0%	0
Almost every day		20.0%	1
answered question			5
skipped question			7

## 9. During this school year, I made spreadsheets and graphs.





		Response Percent	Response Count
Never		20.0%	1
A few times a year		40.0%	2
About once a month		0.0%	0
About once a week		40.0%	2
Almost every day		0.0%	0
answered question			5
skipped question			7

## 10. During this school year, I used blogs to communicate with other students and teachers



		Response Percent	Response Count
Never		80.0%	4
A few times a year		0.0%	0
About once a month		20.0%	1
About once a week		0.0%	0
Almost every day		0.0%	0
answered question			5
skipped question			7





### 11. During this school year, I did research on the Internet for a report or assignment.

		Response Percent	Response Count
Never		40.0%	2
A few times a year		20.0%	1
About once a month		0.0%	0
About once a week		20.0%	1
Almost every day		20.0%	1
answered question			5
skipped question			7



### 12. During this school year, I made a PowerPoint presentation.

		Response Percent	Response Count
Never		60.0%	3
A few times a year		0.0%	0
About once a month		0.0%	0
About once a week		0.0%	0
Almost every day		40.0%	2
answered question			5
skipped question			7


### 13. During this school year, I used the computer to make a graphic novel.

		Response Percent	Response Count
Never		80.0%	4
A few times a year		20.0%	1
About once a month		0.0%	0
About once a week		0.0%	0
Almost every day		0.0%	0
answered question			5
skipped question			7



### 14. During this school year, I took a test on the computer.

		Response Percent	Response Count
Never		80.0%	4
A few times a year		20.0%	1
About once a month		0.0%	0
About once a week		0.0%	0
Almost every day		0.0%	0
answered question			5
skipped question			7



**15. During this school year, I used a computer program to improve my study skills or learning skills.**

		Response Percent	Response Count
Never		100.0%	5
A few times a year		0.0%	0
About once a month		0.0%	0
About once a week		0.0%	0
Almost every day		0.0%	0
answered question			5
skipped question			7



**16. During this school year, I made or listened to a podcast.**

		Response Percent	Response Count
Never		80.0%	4
A few times a year		0.0%	0
About once a month		20.0%	1
About once a week		0.0%	0
Almost every day		0.0%	0
answered question			5
skipped question			7



**17. During this school year, I made or edited a webpage or worked in a web environment, like a wikispace.**

		Response Percent	Response Count
Never		80.0%	4
A few times a year		0.0%	0
About once a month		0.0%	0
About once a week		0.0%	0
Almost every day		20.0%	1
answered question			5
skipped question			7



**18. This school year, I collected data using equipment that go with the computer, like probes or PDAs.**

		Response Percent	Response Count
Never		80.0%	4
A few times a year		0.0%	0
About once a month		20.0%	1
About once a week		0.0%	0
Almost every day		0.0%	0
answered question			5
skipped question			7












### 19. This school year, I made or edited a video or movie.

		Response Percent	Response Count
Never		80.0%	4
A few times a year		0.0%	0
About once a month		0.0%	0
About once a week		20.0%	1
Almost every day		0.0%	0
answered question			5
skipped question			7

### 20. During the past school year, I created or contributed to a web-based map or timeline.

		Response Percent	Response Count
Never		80.0%	4
A few times a year		0.0%	0
About once a month		0.0%	0
About once a week		20.0%	1
Almost every day		0.0%	0
answered question			5
skipped question			7

## 21. In which classes do you use technology. (Check all that apply)

		Response Percent	Response Count
Math		0.0%	0
Sciences		0.0%	0
English Language Arts		20.0%	1
Social Studies		0.0%	0
Art		20.0%	1
Music		0.0%	0
Physical Education/Gym		0.0%	0
ESL or ELL		0.0%	0
Computer Class		20.0%	1
Multi-Media		0.0%	0
<b>None of the Above</b>		<b>40.0%</b>	<b>2</b>
Other (please specify)			1
<b>answered question</b>			<b>5</b>
<b>skipped question</b>			<b>7</b>

## 22. How well do you know how to use the following equipment, applications or web sites?

	I never tried	I know the basics	I'm pretty good	I'm an expert	Response Count
Digital camera or video	<b>0.0% (5)</b>	0.0% (1)	0.0% (3)	0.0% (3)	0
Audacity or GarageBand	<b>0.0% (7)</b>	0.0% (3)	0.0% (0)	0.0% (2)	0
iMovie or Movie Maker	<b>0.0% (5)</b>	0.0% (3)	0.0% (3)	0.0% (1)	0
Wikispaces	<b>0.0% (8)</b>	0.0% (1)	0.0% (1)	0.0% (2)	0
NYLearns	<b>0.0% (10)</b>	0.0% (0)	0.0% (1)	0.0% (1)	0
Teacher/Class Blogs	<b>0.0% (8)</b>	0.0% (2)	0.0% (1)	0.0% (1)	0
Google Maps	0.0% (1)	<b>0.0% (6)</b>	0.0% (2)	0.0% (3)	0
Comic Life	<b>0.0% (7)</b>	0.0% (2)	0.0% (2)	0.0% (1)	0
answered question					12
skipped question					0

## 23. How much do you agree with these statements?

	Strongly Disagree	Disagree	Agree	Strongly Agree	Rating Average	Response Count
I am able to learn more when I use computers in my school.	0.0% (0)	0.0% (4)	<b>0.0% (5)</b>	0.0% (3)	0.00	0
I work harder on my assignments when I am using a computer.	0.0% (2)	<b>0.0% (4)</b>	0.0% (3)	0.0% (3)	0.00	0
I would be a better student if I got to use technology more in school.	0.0% (1)	<b>0.0% (5)</b>	0.0% (4)	0.0% (2)	0.00	0
Teachers in this school know a lot about how to use computers to help students learn more.	0.0% (1)	0.0% (2)	<b>0.0% (9)</b>	0.0% (0)	0.00	0
There are enough computers in my school for students to use for their schoolwork.	0.0% (1)	0.0% (4)	<b>0.0% (7)</b>	0.0% (0)	0.00	0
I am using computers in my class (es) in ways that other students in this school are not.	0.0% (2)	<b>0.0% (6)</b>	0.0% (3)	0.0% (1)	0.00	0
I have shown other students how to do things with computers.	0.0% (2)	<b>0.0% (5)</b>	0.0% (4)	0.0% (1)	0.00	0
I have shown a teacher how to do things with computers.	0.0% (2)	<b>0.0% (5)</b>	0.0% (4)	0.0% (1)	0.00	0
I use computers more in my class (es) than other students in this school	0.0% (4)	<b>0.0% (5)</b>	0.0% (3)	0.0% (0)	0.00	0
answered question						12
skipped question						0